



Northeast

250kW – 350kW Rental Package



Features

Cummins® Power Generation Sets

- Cummins engines, Newage Alternators and PowerCommand Controls - Designed, built, certified prototype tested and warranted by the only company that controls the process from start to finish.
- Supported exclusively worldwide by your Cummins Distributors.
- Utilize proven standard generator set designs.
- Includes jacket water heaters for more reliable operation in emergency standby applications.
- Paralleling capable and voltage reconnectable (208/480 VAC of 750kW model).
- Oversized alternators for improved motor starting and low temperature rise in prime and continuous applications.
- Permanent Magnet excitation for improved performance in cyclic and non-linear load applications.
- 12-lead alternator for quick reconnection to a wide array of voltages.

Cummins Diesel Engines

- Lightweight, compact and excellent fuel economy.
- Operate at up to 45°C (113°F) with no effect on output.
- Equipped with Heavy Duty Air Cleaners and Bypass-type Oil Filters

Newage® Alternators

- Designed and built by Cummins Power Generation.

PowerCommand® Controls

- The most advanced, reliable and capable generator set control system available in the market today.
- Integrated generator set governing, voltage regulation, protection and paralleling functionality in one easy-to-operate customer interface.
- Multiple units and grid paralleling ready.
- Remote monitoring and operation ready
- Integrated Ground Fault Indication
- Optional freestanding, electronically operated closed-transition transfer switches are available.
- Both digital and analogue display of key operating parameters

Electrical Features

- Multiple Voltage Capability (480/277VAC/3 Phase/Wye or 208/120VAC/3 Phase/Wye or 240/120 VAC/3 Phase Delta)
- Automatic Paralleling Capability (5-cycle closure motor operated industrial circuit breaker)
- Convenient Side-Mounted Load Connections provide:
 - Horizontal staggered buss bars
 - 3 x 400 Amp CamLok® connectors (pre phase)
 - 3 x 240V/1 Phase/50Amp Twist Lock receptacles
- External Connection to the PowerCommand for Auto/Remote Start, Paralleling, Networking and Load Sharing
- Shore Power Distribution Panel provides power for:
 - Jacket Water Heater (240VAC)
 - Battery Charger
 - 120 VAC GFI-Protected Receptacles
- Battery Disconnect Switch
- Safety Shutoff Switch on load connection access door
- Low Fuel Level and Retention Tank Fluid Detection Alarms

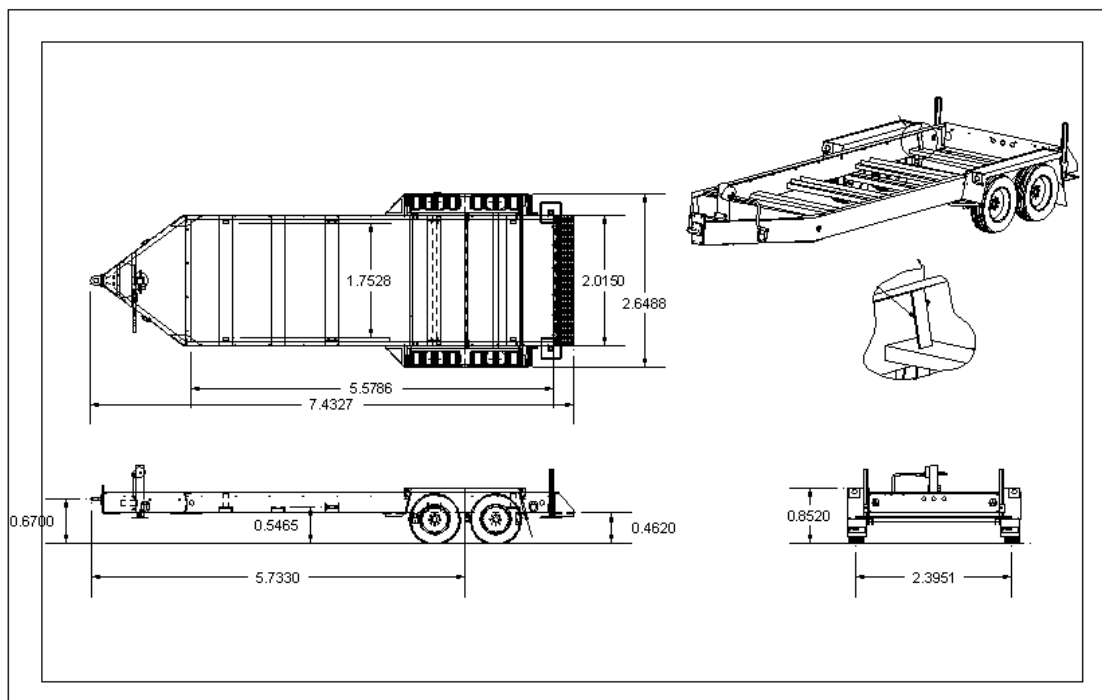
Base Frame / Fuel Tank

- Structural Steel Oil-Field Style Base including:
 - Fork Lift Pockets
 - Single Point Lifting Arch

- External Fuel Port with "push to read" remote fuel gauge to facilitate fuel tank filling
- 4 x 2" square mounting fixtures (for distribution equipment & convenience panels)
- Grip-Strut Steps at both ends
- 4" pass-through tubes at both ends
- Complete fluid containment reservoir for engine fluids
- NFPA 30 Compliant Fuel Tank Design
- UL 142 Listed Dual Wall Fuel Tank with:
 - Vented retention tank
 - Retention Tank Fluid Detection Alarm
 - Low Fuel Level Alarm
 - Vertically extended normal vents to ensure complete filling without spillage
 - Fittings for AFTS (Automatic Fuel Transfer System)

Trailers (Purchased Separately)

- Tandem Axles
- Electric brakes with Safety Break-Away
- Drop deck for stability
- Oversize front jack stand
- 2 x 2" Square stabilizers at the rear
- Removable rear cross member with Grip-Strut Step for easy genset loading
- Clamp-style genset hold-downs
- Robust Step Fenders
- Equipped for Ball or Pintle Hitch



Ratings Definitions

Standby:	Prime (Unlimited Running Time):	Base Load (Continuous):
Applicable for supplying emergency power for the duration of normal power interruption. No sustained overload capability is available for this rating. Nominally rated. (Equivalent to Fuel Stop Power in accordance with ISO3046, AS2789, DIN6271, and BS5514.)	Applicable for supplying power in lieu of commercially purchased power. Prime power is the maximum power available at a variable load for an unlimited number of hours. A 10% overload capability is available for limited time. Nominally rated. (Equivalent to Prime Power in accordance with ISO8528 and Overload Power in accordance with ISO3046, AS2789, DIN6271, and BS5514.)	Applicable for supplying power continuously to a load for this rating. Nominally rated. Consult authorized distributor for rating. (Equivalent to Continuous Power in accordance with ISO8528, ISO3046, AS2789, DIN6271, and BS5514.)



Optional Features Shown

PowerCommand® Control with AmpSentry™ Protection

- Integrated automatic voltage regulator and engine speed governor
- AmpSentry Protection guards the electrical integrity of the alternator and power system from the effects of overcurrent, over/under voltage, under frequency and overload conditions
- Control components designed to withstand the vibration levels typical in generator sets

Standard Control Description

- | | |
|---|--|
| <ul style="list-style-type: none"> • Analog % of current meter (amps) • Analog AC frequency meter • Analog AC voltage meter • Analog % of load meter (kW) • Cycle cranking control • Digital display panel • Emergency stop switch • Idle mode control • Menu switch | <ul style="list-style-type: none"> • Panel backlighting • Remote starting, 12 volt, 2 wire • Reset switch • Run-Off-Auto switch • Sealed front panel, gasketed door • Self diagnostics • Separate customer interconnection box • Voltmeter/Ammeter phase selector switch |
|---|--|

Standard Protection Functions

Warnings

- High Coolant Temperature
- High DC Voltage
- Low Coolant Temperature
- Low DC Voltage
- Low Oil Pressure
- Over Current
- Oil Pressure Sender Fault
- Overload Load Shed Contacts
- Temperature Sender Fault
- Up to Four Customer Fault Inputs
- Weak Battery

Shutdowns

- Emergency Stop
- Fail to Crank
- High AC Voltage
- High Coolant Temperature
- Low Coolant Level (option for alarm only)
- Low AC Voltage
- Low Oil Pressure
- Magnetic Pickup Failure
- Overcrank
- Overcurrent
- Overspeed
- Short Circuit
- Underfrequency

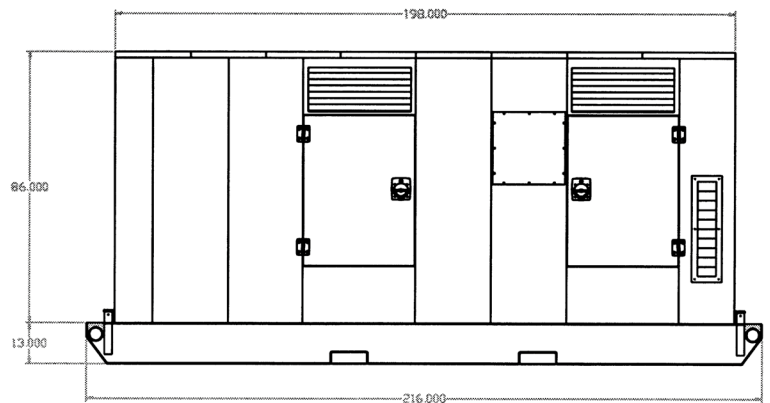
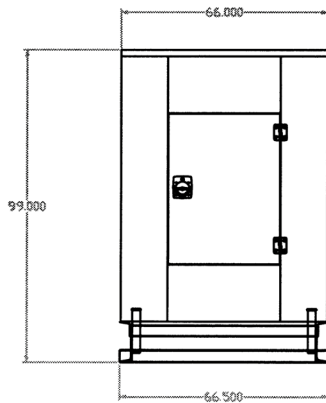
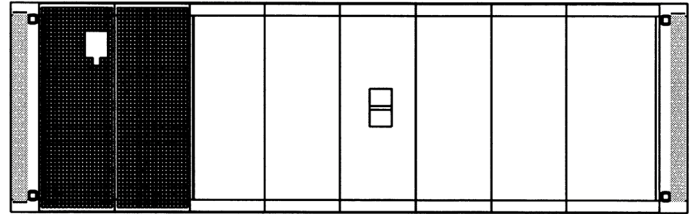
Standard Performance Data

AC Alternator Data

- Current by Phase
- Kilowatts
- Kilowatt Hours
- Power Factor
- Voltage Line to Line
- Voltage Line to Neutral

Engine Data

- Battery Voltage
- Coolant Temperature
- Engine Running Hours
- Engine Starts Counter
- Oil Pressure
- Oil Temperature
- RPM



Model	Length		Width		Height		Weight (w/o Fuel)		Weight (with Fuel)		Fuel Capacity	
	in	mm	in	mm	in	mm	lbs	kg	lbs	kg	US Gal	liters
DQAB	216	5486	66	1676	99	2515	12820	5815	15035	6819	312	1181
DQBB	216	5438	66	1676	99	2515	14400	6532	16615	7536	312	1181

Model	kW Rating		Cummins Engine Model	Sound Level	Generator Specification Sheet #	Hours of Operation (75% Load)	
	Standby	Prime				Standby	Prime
DQAB	250	225	MTA11-G2	74	S-1140 60Hz	24	26
DQBB	350	315	N14-G2	74	S-1154 60Hz	17	19



Northeast

Cummins Power Generation
 1400 73rd Avenue N.E.
 Minneapolis, MN 55432
 1-877-POWR-NOW (877-769-7669)
 Fax: 612-574-8087

See your distributor for more information.

Backfeed to a utility system can cause electrocution and/or property damage. Do not connect to any building's electrical system except through an approved device or after building main switch is opened.

Cummins is a registered trademark of Cummins Inc. Power Rent is a service mark of Cummins Inc. PowerCommand is a trademark of Onan Corporation. AmpSentry is a trademark of Onan Corporations